



# Club Health Assessment for DISTRICT 3242 E through October 2025

			Status	Membership					Reports				Finance		LCIF	
Club Number	Club Name	Charter Date	Times in Status Quo in Past 2 Years	Current Member Count **	YTD Members Added	YTD Members Dropped	YTD Net Growth% ***	Member Count 1 Year Ago	Dropped Members Avg.Length of Service	Months Since Membership Update	Current Officers Reported ****	Current President Repeated Term	VP Reported *****	Last Date Reported Service (mm/yyyy)	Account Balance	YTD Donations
Clubs less than two years old																
178564	Andagalurgate	10/15/2024	Active	20	0	0	0.00%	20		6	Y	2	N	10/2025		
178408	Arachalur Aram	10/07/2024	Active	28	2	1	3.70%	29	1	1	Y	2	N	10/2025		\$50.00
177772	Attayampatti Aaditi	08/30/2024	Active	17	1	0	6.25%	20		2	Y		N	10/2025		
178573	Belukuruchi	10/15/2024	Active	25	0	0	0.00%	20		6	Y	2	R	10/2025		
176580	Erode Rainbow	07/26/2024	Active	29	2	0	7.41%	26		0	Y	2	N	10/2025		
177975	Erode Yellow Sun city	10/17/2024	Active	17	9	0	112.50%	22		0	Y		N	10/2025		
176595	Hosur Arasan	08/16/2024	Active	14	0	0	0.00%	20		1	Y	2	R	10/2025		
173414	Hosur Elite	07/16/2024	Active	34	14	0	70.00%	32		1	Y		N	10/2025		\$34.92
186158	Kadathur Kings	07/25/2025	Active	20	20	0	100.00%	0		3	Y		N			
176642	Kambainallur	07/26/2024	Active	31	5	0	19.23%	21		3	Y	2	R	10/2025		\$1,000.93
190609	Kangeyam	10/15/2025	Newly Chartered	31	31	0	100.00%	0		0	Y					
156396	Kolathur Stars	11/02/2023	Active	45	8	0	21.62%	25		3	Y		N	10/2025		\$46.55
190310	Muthugapatty	09/22/2025	Newly Chartered	21	21	0	100.00%	0		1	Y		N			
178571	Nachipatty	10/15/2024	Active	25	0	0	0.00%	23		6	Y	2	R	10/2025		
180801	Nallampalli	02/11/2025	Active	22	2	0	10.00%	0		3	Y	2	N	10/2025		
157163	Namakkal Elite	03/14/2024	Active	22	0	0	0.00%	20		4	Y		N	08/2025		
178051	Omalur Royal Kings	05/08/2025	Active	21	0	0	0.00%	0		2	N	None			90+ Days	
176736	Pennagaram	02/11/2025	Active	20	0	0	0.00%	0		4	N	None		10/2025		
173337	Pochampalli Sigaram	07/26/2024	Active	33	1	0	3.13%	28		3	N	None	N	10/2025		
178716	Rasipuram Pudupatti	10/15/2024	Active	25	0	0	0.00%	20		6	Y	2	N	10/2025		
190641	Salem Admire	10/07/2025	Newly Chartered	35	35	0	100.00%	0		0	Y		N	10/2025		
157694	Salem Bright City	03/14/2024	Active(1)	21	3	0	16.67%	25		2	Y	3	N	10/2025		
Exc Award (06/30/2024)																
180474	Salem Nature	02/06/2025	Active	20	0	0	0.00%	0		5	Y		N	10/2025		
189586	Salem Pride	09/19/2025	Newly Chartered	27	27	0	100.00%	0		0	Y		N			



# Club Health Assessment for DISTRICT 3242 E through October 2025

			Status	Membership					Reports					Finance	LCIF	
Club Number	Club Name	Charter Date	Times in Status Quo in Past 2 Years	Current Member Count **	YTD Members Added	YTD Members Dropped	YTD Net Growth% ***	Member Count 1 Year Ago	Dropped Members Avg.Length of Service	Months Since Membership Update	Current Officers Reported ****	Current President Repeated Term	VP Reported *****	Last Date Reported Service (mm/yyyy)	Account Balance	YTD Donations
190176	Sankagiri Durg	09/19/2025	Newly Chartered	26	26	0	100.00%	0		0	Y		N			
185882	Sathyamangalam Virutcham	07/29/2025	Active	23	23	0	100.00%	0		0	Y		N	10/2025		
173866	Sendai Nanjundapuram	07/24/2024	Active(1)	25	0	0	0.00%	20		6	Y	2	N	10/2025		
174688	Sendai Ponnarkulam	07/24/2024	Active(1)	25	0	0	0.00%	20		6	Y	2	R	10/2025		
176713	Sendai Thuthikulam	08/30/2024	Active(1)	25	0	0	0.00%	20		10	Y	2	N	10/2025		
186209	Shoolagiri Green City	07/25/2025	Active	20	20	0	100.00%	0		3	Y		N			
185166	Thalaivasal Jasmine	07/25/2025	Active	34	34	0	100.00%	0		0	Y		N	10/2025		
172802	Valayapatty Pasumai	07/15/2024	Active	17	0	0	0.00%	20		4	Y		N	09/2025	90+ Days	
185463	Vasanthapuram	07/25/2025	Active	20	20	0	100.00%	0		1	Y		N			
186211	Veeraganur Poovai	07/25/2025	Active	29	29	0	100.00%	0		0	Y		N	10/2025		
Clubs more than two years old																
46674	ANTHIYUR THAVITTUPALAYAM Exc Award (06/30/2020, 06/30/2023)	11/03/1986	Active	46	1	0	2.22%	47		1	Y		N	10/2025		\$46.55
152303	Attayampatti Tex City Exc Award (06/30/2023)	09/13/2022	Active	20	2	1	5.26%	20	0	2	Y		N	10/2025		
44786	ATTAYAMPATTY Exc Award (06/30/2020, 06/30/2021, 06/30/2024)	03/01/1985	Active	25	4	0	19.05%	30		1	Y		N	10/2025		\$263.85
26467	ATTUR Exc Award (06/30/2020, 06/30/2022, 06/30/2023)	12/20/1969	Active	38	0	1	-2.56%	45	56	3	Y		N	10/2025		
122118	Attur Aadhavan Exc Award (06/30/2022, 06/30/2023, 06/30/2024)	05/12/2014	Active	45	0	1	-2.17%	57	12	1	Y		N	10/2025		
144264	Attur Aditya Exc Award (06/30/2022, 06/30/2023, 06/30/2024)	12/22/2020	Active	38	2	1	2.70%	35	5	2	Y			10/2025		\$290.97
50788	AVAL POONDURAI Exc Award (06/30/2020, 06/30/2022, 06/30/2024)	06/27/1990	Active	139	2	0	1.46%	137		3	Y		R	10/2025		\$1,852.79
57987	AYOTHIAPPATNAM RICE CITY Exc Award (06/30/2017, 06/30/2021)	03/15/1996	Active	100	7	0	7.53%	91		3	Y		N	10/2025		\$100.09



## Club Health Assessment for DISTRICT 3242 E through October 2025

			Status	Membership						Reports				Finance	LCIF	
Club Number	Club Name	Charter Date	Times in Status Quo in Past 2 Years	Current Member Count **	YTD Members Added	YTD Members Dropped	YTD Net Growth% ***	Member Count 1 Year Ago	Dropped Members Avg.Length of Service	Months Since Membership Update	Current Officers Reported ****	Current President Repeated Term	VP Reported *****	Last Date Reported Service (mm/yyyy)	Account Balance	YTD Donations
121396	Ayothiyapattanam Ramar City	02/20/2014	Active	21	0	0	0.00%	25		4	Y		N	09/2025		\$101.26
54345	BARUGUR	04/14/1993	Active	47	1	0	2.17%	45		0	Y		N	10/2025		
Exc Award (06/30/2017, 06/30/2020, 06/30/2021, 06/30/2022)																
26469	BHAVANI KOMARAPALAYAM	01/08/1970	Active	12	0	4	-25.00%	18	9	0	Y		R	10/2025		\$43.06
122892	Bhavani Komarapalayam Sangamam	08/06/2014	Active	20	0	1	-4.76%	18	3	2	Y			10/2025		
57920	CHENNIMALAI	02/29/1996	Active	41	2	1	2.50%	35	0	1	Y		N	10/2025		
Exc Award (06/30/2023, 06/30/2024)															90+ Days	
134585	Dasappagounden Pudur	05/28/2018	Active(2)	16	0	0	0.00%	13		8	Y	2	N	10/2025		
57765	DENKANIKOTTA	01/23/1996	Active	15	1	0	7.14%	24		3	Y	2	N	10/2025		
50305	DHARAPURAM CENTRAL	03/15/1990	Active	59	2	0	3.51%	58		3	Y		N	10/2025		\$892.27
Exc Award (06/30/2021, 06/30/2023)																
37201	DHARAPURAM TOWN L C	05/29/1979	Active	101	9	0	9.78%	101		1	Y		N	10/2025		
Exc Award (06/30/2023)																
50789	DHARMAPURI TOWN	06/27/1990	Active	91	1	0	1.11%	79		0	Y		N	10/2025		
Exc Award (06/30/2024)																
131154	Erampatti Town	06/07/2017	Active	34	0	0	0.00%	33		5	Y	2	N	10/2025		
26479	ERODE	12/18/1961	Active	231	2	0	0.87%	232		3	Y		N	10/2025		\$26,017.93
Exc Award (06/30/2017)															90+ Days	
135157	Erode Amaravathi	06/19/2018	Active	25	0	0	0.00%	31		6	Y		N	10/2025		
Exc Award (06/30/2019, 06/30/2022)																
147633	Erode Aram	07/28/2021	Active	21	0	0	0.00%	20		6	Y		R	10/2025	90+ Days	
Exc Award (06/30/2022, 06/30/2024)															90+ Days	
125955	Erode Aspire	10/16/2015	Active	19	2	0	11.76%	21		3	Y			10/2025		
84910	ERODE BVB	02/24/2005	Active	423	2	0	0.48%	421		3	Y		N	10/2025		
Exc Award (06/30/2019, 06/30/2020, 06/30/2022)																
50207	ERODE CAUVERY	02/15/1990	Active	113	9	0	8.65%	116		2	Y		N	10/2025		
Exc Award (06/30/2016, 06/30/2019, 06/30/2022, 06/30/2023, 06/30/2024)																
47318	ERODE CENTRAL	05/01/1987	Active	88	4	1	3.53%	79	7	3	Y	2	N	10/2025		
Exc Award (06/30/2023)																
142025	Erode Champion	07/03/2020	Active	23	1	0	4.55%	25		3	Y			10/2025		



## Club Health Assessment for DISTRICT 3242 E through October 2025

			Status	Membership						Reports				Finance	LCIF	
Club Number	Club Name	Charter Date	Times in Status Quo in Past 2 Years	Current Member Count **	YTD Members Added	YTD Members Dropped	YTD Net Growth% ***	Member Count 1 Year Ago	Dropped Members Avg.Length of Service	Months Since Membership Update	Current Officers Reported ****	Current President Repeated Term	VP Reported *****	Last Date Reported Service (mm/yyyy)	Account Balance	YTD Donations
Exc Award (06/30/2024)																
67245	ERODE COSMOS	02/11/2003	Active	39	1	0	2.63%	44		1	Y		N	10/2025		\$46.55
Exc Award (06/30/2019, 06/30/2020, 06/30/2023, 06/30/2024)																
52415	ERODE EAST	01/10/1992	Active	73	2	2	0.00%	65	14	3	Y		R	10/2025		\$81.47
Exc Award (06/30/2019, 06/30/2023)																
115121	ERODE EXCELLENT	09/19/2011	Active	26	1	0	4.00%	32		3	Y		N	10/2025		\$29.10
Exc Award (06/30/2022)																
46150	ERODE FORT	05/01/1986	Active(1)	21	0	0	0.00%	19		9	Y			10/2025		
99977	ERODE GOLDEN CITY	07/31/2007	Active	11	0	0	0.00%	11		5	Y	2	R	10/2025		
101455	ERODE KALINGARAAYAN	03/12/2008	Active	18	3	0	20.00%	16		3	Y		R	10/2025	90+ Days	
123169	Erode Kurinchi	09/22/2014	Active	67	2	0	3.08%	65		1	Y		N	10/2025		
Exc Award (06/30/2022, 06/30/2023)																
140648	Erode Master Heartfulness	01/06/2020	Active(1)	10	4	0	66.67%	10		2	Y		N	10/2025		
Exc Award (06/30/2022)																
40956	ERODE MID TOWN	02/08/1982	Active	322	31	12	6.27%	320	3	1	Y		N	10/2025		\$2,710.23
Exc Award (06/30/2022)																
58641	ERODE MILK CITY	08/07/1996	Active	28	1	0	3.70%	32		3	Y		N	10/2025		\$871.40
Exc Award (06/30/2019, 06/30/2022, 06/30/2024)																
126026	Erode Navarathna	11/10/2015	Active	10	0	0	0.00%	10		6	N	2	R	10/2025	90+ Days	
56268	ERODE NORTH	11/22/1994	Active	34	1	0	3.03%	31		1	Y		N	10/2025		
Exc Award (06/30/2021, 06/30/2022)																
124607	Erode North Kings	04/08/2015	Active	33	9	0	37.50%	21		1	Y		N	10/2025		\$948.50
Exc Award (06/30/2016, 06/30/2022, 06/30/2024)																
66636	ERODE PREMIER	09/27/2002	Active	40	1	0	2.56%	38		3	Y		N	10/2025		\$232.77
Exc Award (06/30/2017, 06/30/2022, 06/30/2023, 06/30/2024)																
142022	Erode Red Fort	07/07/2020	Active	45	2	0	4.65%	41		3	Y		N	10/2025		\$1,000.01
Exc Award (06/30/2022, 06/30/2024)																
78699	ERODE SAKTHI	04/01/2004	Active	47	5	0	11.90%	44		3	Y		N	10/2025		
135037	Erode Sivagiri	06/19/2018	Active(1)	26	0	0	0.00%	30		10	Y	3		10/2025		
Exc Award (06/30/2021, 06/30/2023)																




## Club Health Assessment for DISTRICT 3242 E through October 2025

			Status	Membership						Reports				Finance	LCIF	
Club Number	Club Name	Charter Date	Times in Status Quo in Past 2 Years	Current Member Count **	YTD Members Added	YTD Members Dropped	YTD Net Growth% ***	Member Count 1 Year Ago	Dropped Members Avg.Length of Service	Months Since Membership Update	Current Officers Reported ****	Current President Repeated Term	VP Reported *****	Last Date Reported Service (mm/yyyy)	Account Balance	YTD Donations
138073	Erode Smart City	05/06/2019	Active	15	0	0	0.00%	15		18	Y		R	10/2025	90+ Days	
66749	ERODE SOUTH	10/31/2002	Active	23	0	0	0.00%	28		2	Y	2	N	10/2025	90+ Days	
	Exc Award (06/30/2022)															
59885	ERODE STAR	07/20/1997	Active	14	0	0	0.00%	15		4	Y	2	N	10/2025	90+ Days	
	Exc Award (06/30/2016)															
53805	ERODE SUPREME	11/09/1992	Active	330	2	5	-0.90%	296	3	0	Y		N	10/2025		\$1,032.36
	Exc Award (06/30/2017)															
58653	ERODE TURMERIC CITY	08/26/1996	Active	59	0	0	0.00%	58		3	Y		N	10/2025		\$1,000.93
	Exc Award (06/30/2021, 06/30/2023)															
54223	ERODE UNIQUE	03/11/1993	Active	36	1	0	2.86%	35		0	Y		N	10/2025		\$243.05
	Exc Award (06/30/2017, 06/30/2019, 06/30/2022)															
132545	Erode Vishal	09/18/2017	Active	21	0	0	0.00%	27		4	Y		R	10/2025		
	Exc Award (06/30/2021, 06/30/2022)															
26480	GOBICHETTIPALAYAM	09/14/1969	Active	107	5	0	4.90%	118		2	Y		R	10/2025		\$2,069.85
	Exc Award (06/30/2020, 06/30/2022, 06/30/2023)															
140373	Gobichettipalayam Aatherai	12/02/2019	Active	33	1	0	3.13%	33		2	Y		N	10/2025		\$33.75
	Exc Award (06/30/2022, 06/30/2023, 06/30/2024)															
151090	Gobichettipalayam Prestige	06/15/2022	Active	35	0	0	0.00%	39		4	Y		N	10/2025		
67144	GURUSAMY PALAYAM TAMIZHAN	01/08/2003	Active(1)	24	0	0	0.00%	36		6	Y		N	10/2025		\$2,898.91
	Exc Award (06/30/2023)															
50145	HARUR	01/29/1990	Active	74	0	0	0.00%	70		5	Y		R	09/2025		\$69.83
	Exc Award (06/30/2022, 06/30/2023)															
34900	HOSUR	12/12/1977	Active	99	4	1	3.13%	98	9	1	Y		N	10/2025		\$116.39
	Exc Award (06/30/2022, 06/30/2024)															
67140	HOSUR CASTLE	01/21/2003	Active	56	2	0	3.70%	53		0	Y		N	10/2025		
	Exc Award (06/30/2017)															
154183	Hosur Everest	04/24/2023	Active	57	5	1	7.55%	60	1	2	Y		R	10/2025		\$1,947.22
115798	HOSUR FLOWER CITY	01/04/2012	Active	33	2	0	6.45%	31		3	Y		N	10/2025		
	Exc Award (06/30/2023, 06/30/2024)															
136756	Hosur Galaxy	11/23/2018	Active	32	17	16	3.23%	44	4	0	Y		N	10/2025		\$989.29



## Club Health Assessment for DISTRICT 3242 E through October 2025

			Status	Membership					Reports					Finance	LCIF	
Club Number	Club Name	Charter Date	Times in Status Quo in Past 2 Years	Current Member Count **	YTD Members Added	YTD Members Dropped	YTD Net Growth% ***	Member Count 1 Year Ago	Dropped Members Avg.Length of Service	Months Since Membership Update	Current Officers Reported ****	Current President Repeated Term	VP Reported *****	Last Date Reported Service (mm/yyyy)	Account Balance	YTD Donations
Exc Award (06/30/2020, 06/30/2023, 06/30/2024)																
120095	Hosur Hills	08/02/2013	Active	59	10	0	20.41%	56		1	Y		N	10/2025		\$948.74
Exc Award (06/30/2022)																
67081	HOSUR IMPACT	01/08/2003	Active	48	3	0	6.67%	44		3	Y		N	10/2025		\$950.01
Exc Award (06/30/2020, 06/30/2022, 06/30/2024)																
128402	Hosur Lake	08/19/2016	Active	33	2	0	6.45%	29		3	Y		N	10/2025		
Exc Award (06/30/2022)																
105488	HOSUR MAGNUM	05/15/2009	Active	57	5	0	9.62%	53		1	Y		N	10/2025		\$290.97
135454	Hosur Melvin Jones	07/27/2018	Active	23	1	0	4.55%	27		3	Y		N	10/2025	90+ Days	
Exc Award (06/30/2023)																
135455	Hosur Pride	07/27/2018	Active	71	8	0	12.70%	62		1	Y		N	10/2025		\$100.99
Exc Award (06/30/2022)																
140369	Hosur Rose City	12/26/2019	Active	31	1	0	3.33%	30		0	Y		N	10/2025		\$701.82
Exc Award (06/30/2022)																
44681	HOSUR SIPCOT INDUSTRIAL COMPLX	02/14/1985	Active	55	1	0	1.85%	54		3	Y		N	10/2025		\$901.35
Exc Award (06/30/2023)																
60273	IDAPPADI TEX CITY	01/06/1998	Active	61	2	0	3.39%	58		3	Y	2	R	10/2025		\$62.48
Exc Award (06/30/2020, 06/30/2022)																
66940	KABILARMALAI	12/16/2002	Active	29	0	0	0.00%	34		2	Y		N	10/2025		\$1,000.01
Exc Award (06/30/2024)																
66753	KANDAMPALAYAM	10/31/2002	Active	35	0	3	-7.89%	36	10	2	Y		N	10/2025		\$950.38
45750	KANJIKOIL	01/06/1986	Active	91	1	0	1.11%	82		3	Y		N	10/2025		
Exc Award (06/30/2022, 06/30/2023)																
132350	Karimangalam Vallal Kaari	08/04/2017	Active	30	1	1	0.00%	30	8	2	Y		R	09/2025		
155958	Kaveripattinam Kings	09/25/2023	Active	20	4	0	25.00%	20		3	Y		R	03/2025	90+ Days	
97905	KAVERIPATTINAM PENNAR	10/27/2006	Active(2)	21	0	0	0.00%	20		5	Y	2	N	09/2025	90+ Days	
Exc Award (06/30/2023)																
66323	KAVINDAPADI SUGAR CITY	06/27/2002	Active	23	0	0	0.00%	46		6	Y		R	10/2025	90+ Days	
Exc Award (06/30/2020, 06/30/2023)																
136620	Kodumudi Taluk	11/23/2018	Active(1)	28	0	0	0.00%	28		6	N			10/2025		
56963	KOMARAPALAYAM	05/22/1995	Active	33	0	0	0.00%	34		4	Y		R	10/2025		



# Club Health Assessment for DISTRICT 3242 E through October 2025

			Status	Membership					Reports					Finance	LCIF	
Club Number	Club Name	Charter Date	Times in Status Quo in Past 2 Years	Current Member Count **	YTD Members Added	YTD Members Dropped	YTD Net Growth% ***	Member Count 1 Year Ago	Dropped Members Avg.Length of Service	Months Since Membership Update	Current Officers Reported ****	Current President Repeated Term	VP Reported *****	Last Date Reported Service (mm/yyyy)	Account Balance	YTD Donations
Exc Award (06/30/2017)			Active	72	1	0	1.41%	76		2	Y		N	10/2025		\$104.75
47590	KOMARAPALAYAM CENTRAL	06/29/1987														
Exc Award (06/30/2023)			Active	29	3	0	11.54%	26		0	Y		N	10/2025		\$50.00
102310	KOMARAPALAYAM TEX CITY	06/06/2008														
Exc Award (06/30/2018, 06/30/2020, 06/30/2022, 06/30/2023)			Active	20	0	0	0.00%	21		4	Y		R	10/2025		
116990	KOMARAPALAYAM THALAPATHY	05/29/2012														
26486	KRISHNAGIRI	01/21/1970	Active	38	2	0	5.56%	39		3	Y		N	10/2025		\$52.37
Exc Award (06/30/2023)			Active	45	2	0	4.65%	51		3	Y		N	10/2025		\$46.55
61602	MALLASAMUDARAM	03/08/1999														
Exc Award (06/30/2019, 06/30/2020, 06/30/2024)			Active	28	0	0	0.00%	29		3	Y		R	10/2025		
55238	MARANDAHALLI	01/24/1994														
133674	Mathur Mango City	02/27/2018	Active	38	3	0	8.57%	35		3	Y		N	10/2025		\$2,000.00
Exc Award (06/30/2020, 06/30/2021, 06/30/2023)			Active	48	1	0	2.13%	49		0	Y		R	10/2025		\$856.70
62944	MOHANUR	03/20/2000														
Exc Award (06/30/2020, 06/30/2021, 06/30/2022)			Active	28	1	0	3.70%	26		3	Y		N	10/2025		\$50.00
128404	Mohanur Kaveri	08/11/2016														
121213	Mulanur	01/24/2014	Active	27	0	0	0.00%	22		9	N			10/2025		
116352	MULLUKURICHI KURINJI	03/21/2012	Active	28	0	0	0.00%	29		6	Y		N	10/2025	90+ Days	
Exc Award (06/30/2023)			Active	29	3	0	11.54%	25		3	Y		N	10/2025		\$5,754.24
156395	Namagiripet Town	10/25/2023														
64461	NAMAKKAL ANJANEYA	06/25/2001	Active	23	0	0	0.00%	24		3	Y		IP	10/2025		
126553	Namakkal Golden City	02/29/2016	Active	21	1	0	5.00%	21		0	Y		N	10/2025		
142454	Namakkal Helen	08/11/2020	Active	20	2	0	11.11%	18		1	Y		N	10/2025		
Exc Award (06/30/2023)			Active	47	3	0	6.82%	55		1	Y		N	10/2025		\$58.19
125186	Namakkal Melvin Metro	06/17/2015														
Exc Award (06/30/2020, 06/30/2022)			Active(1)	24	1	1	0.00%	25	4	1	Y		N	10/2025		
63709	NAMAKKAL METRO	11/20/2000														
Exc Award (06/30/2020, 06/30/2022, 06/30/2023)			Active	88	2	0	2.33%	60		3	Y		R	10/2025		\$5,004.66
55257	NAMAKKAL ROCK CITY	01/28/1994														





## Club Health Assessment for DISTRICT 3242 E through October 2025


INTERNATIONAL

			Status	Membership						Reports				Finance	LCIF	
Club Number	Club Name	Charter Date	Times in Status Quo in Past 2 Years	Current Member Count **	YTD Members Added	YTD Members Dropped	YTD Net Growth% ***	Member Count 1 Year Ago	Dropped Members Avg.Length of Service	Months Since Membership Update	Current Officers Reported ****	Current President Repeated Term	VP Reported *****	Last Date Reported Service (mm/yyyy)	Account Balance	YTD Donations
60274	NAMAKKAL SOUTH	01/06/1998	Active	30	2	0	7.14%	28		3	Y		N	10/2025		\$30.26
100816	NAMAKKAL TOWN	12/18/2007	Active	31	1	0	3.33%	35		3	Y		R	10/2025		
	Exc Award (06/30/2020, 06/30/2023)															
105374	NAMBIYUR	04/27/2009	Active	34	0	0	0.00%	36		6	Y	2	R	10/2025		
	Exc Award (06/30/2024)															
51397	PALACODE	03/06/1991	Active	41	2	1	2.50%	42	5	0	Y		N	10/2025		\$5,004.66
	Exc Award (06/30/2021, 06/30/2022, 06/30/2023)															
46781	PALLIPALAYAM CENTRAL	12/01/1986	Active	33	0	0	0.00%	32		2	Y		N	10/2025		
	Exc Award (06/30/2020)															
121480	Pallipalayam SPB Cheran	02/28/2014	Active	20	0	0	0.00%	21		0	Y		R	10/2025		
	Exc Award (06/30/2021, 06/30/2023)															
61262	PANNANDUR	11/18/1998	Active	21	0	0	0.00%	20		5	Y		N	10/2025		
	Exc Award (06/30/2023, 06/30/2024)															
99522	PARAMATHY FORT	06/04/2007	Active	67	3	0	4.69%	63		3	Y		N	10/2025		\$69.83
	Exc Award (06/30/2023)															
77692	PERIYAMANALI	10/07/2003	Active	25	0	1	-3.85%	26	17	3	Y		N	10/2025		
	Exc Award (06/30/2020)															
33389	PERUNDURAI	02/14/1977	Active	85	4	0	4.94%	84		3	Y		N	10/2025		\$87.29
	Exc Award (06/30/2023, 06/30/2024)															
64662	POCHAMPALLI TOWN	08/29/2001	Active	41	1	0	2.50%	41		1	Y		N	10/2025		\$40.00
	Exc Award (06/30/2020, 06/30/2022, 06/30/2023)															
155784	Pottireddipatti	08/28/2023	Active	21	1	2	-4.55%	22	2	1	Y	3	N	10/2025		
57753	PUDANCHANTHAI	01/18/1996	Active	48	1	0	2.13%	47		1	Y		N	10/2025		\$660.03
	Exc Award (06/30/2020, 06/30/2022, 06/30/2023, 06/30/2024)															
150759	Puduchatram	05/09/2022	Active	34	1	0	3.03%	31		4	Y		N	10/2025		\$48.88
	Exc Award (06/30/2023, 06/30/2024)															
26500	RASIPURAM	01/05/1970	Active	158	16	7	6.04%	165	9	0	Y		N	10/2025		\$6,396.69
	Exc Award (06/30/2022, 06/30/2023, 06/30/2024)															
138336	Rasipuram Kings	06/03/2019	Active	41	1	0	2.50%	44		2	Y		N	10/2025		
128682	Rayakottai Fort	09/12/2016	Active	20	2	0	11.11%	26		3	Y		N	10/2025		\$102.77






## Club Health Assessment for DISTRICT 3242 E through October 2025

			Status	Membership						Reports				Finance		LCIF
Club Number	Club Name	Charter Date	Times in Status Quo in Past 2 Years	Current Member Count **	YTD Members Added	YTD Members Dropped	YTD Net Growth% ***	Member Count 1 Year Ago	Dropped Members Avg.Length of Service	Months Since Membership Update	Current Officers Reported ****	Current President Repeated Term	VP Reported *****	Last Date Reported Service (mm/yyyy)	Account Balance	YTD Donations
Exc Award (06/30/2022)																
26502	SALEM	08/06/1960	Active	7	0	0	0.00%	12		4	Y	3	R	10/2025	90+ Days	
111373	SALEM AANANDHAM	06/16/2011	Active(1)	17	0	0	0.00%	25		3	Y			10/2025		
55535	SALEM AIRPORT	04/07/1994	Active	43	12	0	38.71%	33		1	Y			10/2025		\$698.32
Exc Award (06/30/2023)																
42244	SALEM CENTRAL	01/26/1983	Active	12	0	0	0.00%	12		6	Y		N	10/2025		
42489	SALEM COSMOS	03/08/1983	Active	37	2	1	2.78%	37	0	3	Y		R	10/2025		\$872.91
Exc Award (06/30/2022)																
66886	SALEM ELEGANT CITY	11/27/2002	Active	27	2	18	-37.21%	42	8	0	Y		R	10/2025		\$698.32
Exc Award (06/30/2022)																
152401	Salem Evergreen	09/06/2022	Active	22	0	0	0.00%	24		4	Y			10/2025	90+ Days	
140366	Salem Excel	12/16/2019	Active	38	3	0	8.57%	32		3	Y		R	10/2025		
Exc Award (06/30/2022)																
56269	SALEM FAIRLANDS	11/22/1994	Active	31	0	0	0.00%	27		9	Y		R	10/2025		
Exc Award (06/30/2024)																
120239	Salem Galaxy	08/30/2013	Active	22	0	0	0.00%	21		4	Y		R	10/2025		
120231	Salem Gems	08/29/2013	Active	23	4	1	15.00%	23	1	1	Y		N	10/2025		
Exc Award (06/30/2023)																
66634	SALEM GOLDEN CITY	09/27/2002	Active	31	1	0	3.33%	33		3	Y		R	10/2025		
Exc Award (06/30/2020, 06/30/2021)																
37649	SALEM GUGAI	10/30/1979	Active	18	0	0	0.00%	18		4	Y	2	R	10/2025		
Exc Award (06/30/2022, 06/30/2023)																
51692	SALEM MAJESTIC	05/28/1991	Active	59	8	0	15.69%	46		0	Y		R	10/2025		\$116.39
Exc Award (06/30/2017, 06/30/2020, 06/30/2022)																
49405	SALEM MANGO CITY	04/06/1989	Active	20	0	0	0.00%	17		7	Y		N	10/2025	90+ Days	
106817	SALEM MELVIN JONES	11/03/2009	Active	27	2	0	8.00%	24		3	Y		N	10/2025		
Exc Award (06/30/2023)																
59913	SALEM MELVIN METRO	08/06/1997	Active	64	6	4	3.23%	67	1	1	Y		N	09/2025		
35263	SALEM METROPOLIS	03/27/1978	Active	19	1	0	5.56%	21		2	Y		N	10/2025		\$1,000.93
Exc Award (06/30/2024)																
42899	SALEM MID TOWN	06/29/1983	Active	32	1	0	3.23%	29		3	Y		N	10/2025		\$34.92



## Club Health Assessment for DISTRICT 3242 E through October 2025

			Status	Membership					Reports					Finance		LCIF
Club Number	Club Name	Charter Date	Times in Status Quo in Past 2 Years	Current Member Count **	YTD Members Added	YTD Members Dropped	YTD Net Growth% ***	Member Count 1 Year Ago	Dropped Members Avg.Length of Service	Months Since Membership Update	Current Officers Reported ****	Current President Repeated Term	VP Reported *****	Last Date Reported Service (mm/yyyy)	Account Balance	YTD Donations
Exc Award (06/30/2023)			Active	22	4	0	22.22%	22		1	Y		N	10/2025	90+ Days	
68609	SALEM MINERAL CITY	04/15/2003														
Exc Award (06/30/2023)																
29706	SALEM NORTH	07/15/1974	Active	17	0	0	0.00%	20		5	Y	6	N	10/2025	90+ Days	
153759	Salem Phoenix	03/06/2023	Active	20	0	0	0.00%	30		3	Y		R	10/2025		
Exc Award (06/30/2023, 06/30/2024)																
89251	SALEM PLATINUM	09/09/2005	Active	44	7	0	18.92%	36		3	Y		R	09/2025		\$698.32
Exc Award (06/30/2022, 06/30/2024)			Active(1)	38	11	0	40.74%	33		3	Y		N	10/2025		\$1,000.01
109448	SALEM ROYAAL POWER	10/06/2010														
Exc Award (06/30/2022, 06/30/2024)																
62006	SALEM STARS	05/20/1999	Active	10	0	0	0.00%	10		4	Y	24	N	10/2025		\$29.10
135456	Salem Super Kings	07/27/2018	Active(1)	25	8	1	38.89%	21	6	1	Y		N	10/2025	90+ Days	
115437	SALEM THAINADU	10/31/2011	Active	31	2	0	6.90%	28		3	Y		R	10/2025	90+ Days	
Exc Award (06/30/2023)			Active	33	0	0	0.00%	41		1	Y		N	10/2025		
62983	SANKAGIRI FORT	03/27/2000														
Exc Award (06/30/2020, 06/30/2021, 06/30/2023)																
40398	SANKARI	09/03/1981	Active	28	1	0	3.70%	24		3	Y	2	N	10/2025		\$2,801.64
Exc Award (06/30/2020, 06/30/2021, 06/30/2023)																
38226	SATHYAMANGALAM CITY	03/05/1980	Active	77	19	0	32.76%	67		2	Y		N	10/2025		
Exc Award (06/30/2017, 06/30/2023)			Active	30	1	0	3.45%	30		0	Y			10/2025		\$53.00
123714	Sendamangalam Town	12/01/2014														
111157	SINGARAPETTAI	05/27/2011		Active	26	6	0	30.00%	26		0	Y		N	10/2025	\$34.92
Exc Award (06/30/2023)			Active	32	2	0	6.67%	29		3	Y		N	10/2025		\$964.07
65010	SOLASIRAMANI	02/19/2002														
Exc Award (06/30/2024)																
52036	THALAIVASAL	09/26/1991	Active	105	3	0	2.94%	99		3	Y		N	10/2025		\$3,491.60
84009	THARAMANGALAM	08/15/2004	Active	30	1	0	3.45%	29		3	Y		N	10/2025		
Exc Award (06/30/2020, 06/30/2023)																
155785	Thirumanur Village	08/29/2023	Active	21	0	0	0.00%	21		3	Y	3	R	10/2025	90+ Days	
Exc Award (06/30/2024)			Active	28	2	1	3.70%	27	30	2	Y		N	10/2025		
57767	THOPPUR	01/23/1996														



## Club Health Assessment for DISTRICT 3242 E through October 2025

			Status		Membership					Reports				Finance		LCIF		
Club Number	Club Name	Charter Date	Times in Status Quo in Past 2 Years	Current Member Count **	YTD Members Added	YTD Members Dropped	YTD Net Growth% ***	Member Count 1 Year Ago	Dropped Members Avg.Length of Service	Months Since Membership Update	Current Officers Reported ****	Current President Repeated Term	VP Reported *****	Last Date Reported Service (mm/yyyy)	Account Balance	YTD Donations		
Exc Award (06/30/2023)			Active	134	0	0	0.00%	138		1	Y		N	10/2025	90+ Days			
50168	TIRUCHENGODE	02/02/1990																
Exc Award (06/30/2022, 06/30/2024)			Active	56	2	2	0.00%	67	6	2	Y		N	10/2025				
51398	UTHANGARAI	03/06/1991																
Exc Award (06/30/2021, 06/30/2023)			Active	28	2	0	7.69%	26	2	Y		R	10/2025					
142735	Uthangarai Friends	09/15/2020																
Exc Award (06/30/2021, 06/30/2022, 06/30/2024)			Active	141	10	3	5.22%	146	8	0	Y		R	10/2025				
52835	VALAPADY	04/01/1992																
Exc Award (06/30/2020, 06/30/2021, 06/30/2022, 06/30/2023, 06/30/2024)			Active	28	1	1	0.00%	34	4	1	Y		N	10/2025				
133675	Valapady Annai	02/16/2018																
Exc Award (06/30/2020, 06/30/2021, 06/30/2022, 06/30/2023)			Active(1)	15	0	0	0.00%	21		6	Y		N	10/2025				
155787	Valayapatty	08/28/2023																
Exc Award (06/30/2020, 06/30/2024)			Active	30	0	0	0.00%	30		1	Y	2	R	10/2025				
107814	VELAGOUNDAMPATTY	03/18/2010																
Exc Award (06/30/2020, 06/30/2024)			Active	45	1	1	0.00%	37	22	2	Y			10/2025				
65004	VELLAKOVIL	02/19/2002																
Exc Award (06/30/2023)			Active	100	3	0	3.09%	99		3	Y		N	10/2025				
60956	VELUR	06/26/1998																
Exc Award (06/30/2023)																\$100.00		
Current Total Clubs Count	YTD New Clubs Count	YTD Cancelled Clubs Count	YTD Net Club Gain	Current Total Members Count	YTD Add	YTD Drop	YTD Net Growth %	Member Count 12 Months Ago	Average Member Count Per Club	% of Clubs with less than 20 members	% No Officer Report in 12 Months	% of Clubs with balance 90+ days	Number of Clubs in Status Quo	% Status Quo Clubs in Financial Suspension	Number of Cancelled Clubs	Average Cancelled Club Age	Members Lost Due to Cancellation	% of Clubs Cancelled for Non-Financial Reasons
194	11	0	11	8,490	716	98	618	7.85%	8,043	44	11%	0%	13%	0	0%	0	0	0%

\* - P - Priority Club. Cancellation Reasons: 1-Objectives/conduct, 2-Non-active club, 5-Non-existing club, 6-Disbanding, 7-Merger, 8-Financial Suspension, 9-District/Multiple District Dues.

\*\* Red denotes below 15 active members.

\*\*\* Red denotes 20% + loss.

\*\*\*\* Y - all 3 (President, Secretary, Treasurer) club officers reported, N - not all 3 reported.

\*\*\*\*\* Abbreviation: N-New, IP-Immediate Past, R-Repeat.